

Growing BEANS

WHAT WILL YOU LEARN?


This will be a fun and easy experiment you can do at home! When you grow beans, you get to watch them change and grow under your care. Isn't that cool? It also helps you learn to be patient because, just like with plants, good things take a little time to happen!

HOW LONG WILL IT TAKE?

It takes around 4 weeks for the beans to fully grow.

WHAT DO YOU NEED?

- Clear glass, jar or plastic cup
- Bean e.g. Green bean, Lima bean
- Cotton wool
- Daylight
- Water



STEPS

1. Take a handful of **cotton wool** and put it in a glass.
2. Gently place a **bean** in the glass, leaning it to one side. This way, you can see the roots grow!
3. Add a little **water** to the cotton wool.
4. Now, wait for a few days to see the roots start to grow out of the bean.
5. Keep the cotton wool moist (but not too wet) to help the bean grow.
6. Once you see the roots, watch for a little plant to start coming out of the other side of the bean.
7. When the plant pokes out, it will soon grow tall and reach for the sunlight!
8. Remember to water the beans regularly.

HAVE FUN WATCHING YOUR BEAN GROW!

Good luck!

Bean Journal

Take a picture of your plant so you can see how much it grows!

WEEK 1

WEEK 2





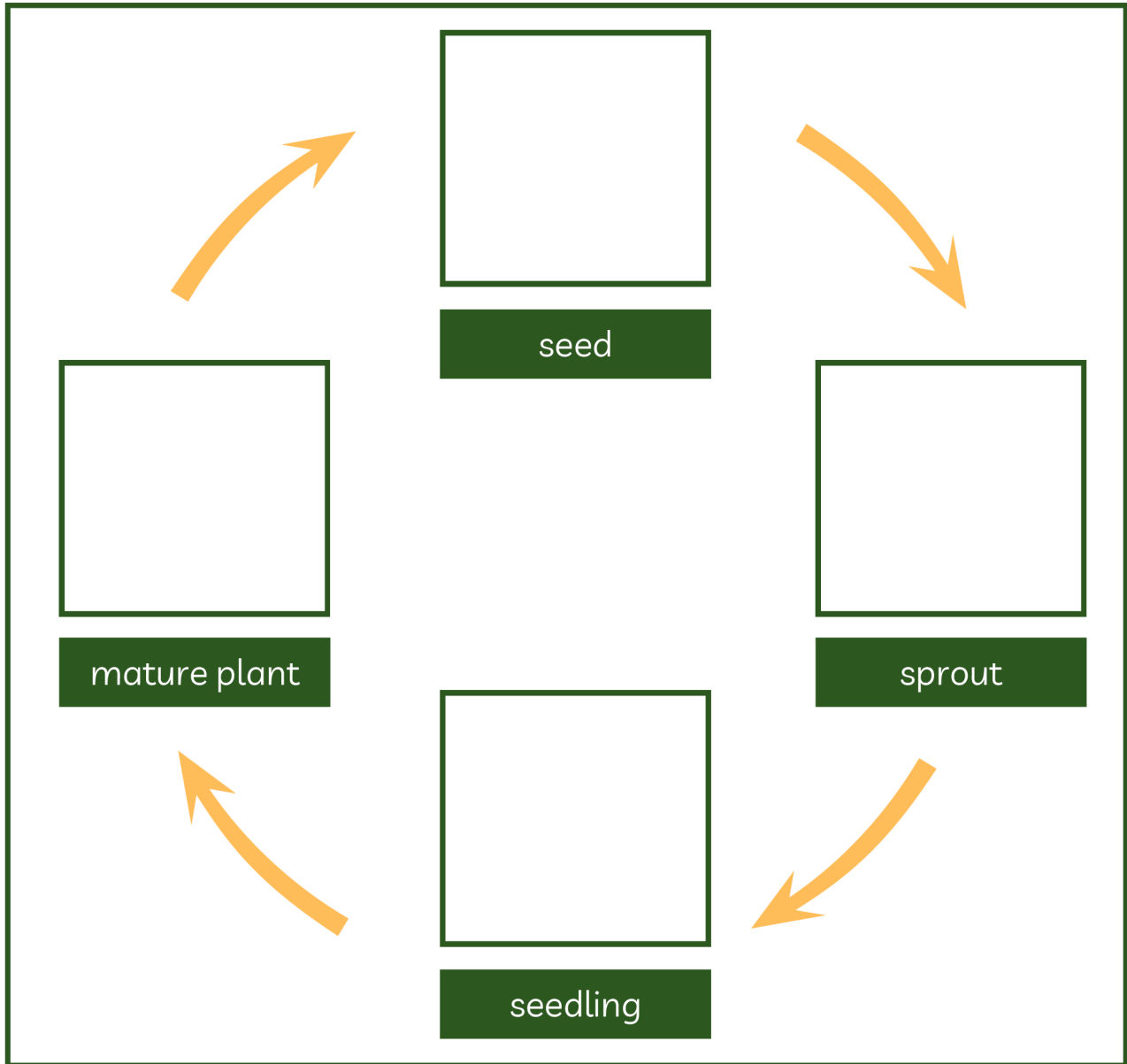
WEEK 3

WEEK 4

Name: _____ Date: _____

BEAN PLANT LIFE CYCLE

Cut and paste each stage of the life cycle in the correct order.




Name: _____ Date: _____

BEAN PLANT LIFE CYCLE

Describe each stage of the life cycle of a bean plant.



seed




sprout



seedling




mature plant



SEED




The life of a bean plant starts with a bean seed. The seed is planted in soil and needs water, warmth, and sunlight to sprout.



SPROUT




When the seed starts to grow, a sprout emerges from the soil. This sprout has a small stem and a few leaves.



SEEDLING



As the sprout grows, it becomes a seedling with more leaves and a stronger stem. The seedling climbs upward and begins developing tiny buds that will grow into flowers.



MATURE PLANT



After pollination, small bean pods start to grow. These pods grow bigger and are filled with seeds, which can be replanted to continue the cycle.